



# KONA

12V MINI PENDANTS



location:  
**DRY**

## SPECIFICATIONS:

### DESCRIPTION

Low voltage mini pendant with handcrafted glass.

### LAMPING

**Standard:** 50W Low pressure halogen GY6.35 12V Bi-Pin lamp, lamp included. Suitable for use in an open fixture.

**LED:** 6W source, dimmable, 85+ CRI, 3000°K CCT, 450 lumens, 30,000 hours. (Available on X, 1XT or 1XC fixtures only).

### DIFFUSER

Shade shall be handcrafted glass of various decors. 5.5" Dia. x 2.5" H

**Opening sizes:** 24mm top.

### CORD

Standard cord is 10' field-adjustable coaxial type with teflon jacket and decorative sleeve at the socketholder. Jacket tint coordinates with metal finish. Cords also available in 15' lengths.

### STANDARD PENDANT (1XC, 1XT, X)

Mini pendant comes complete with either dome-style or flat-style canopy. See next page for multi light options with "X" prefix.

### QUICK-CONNECT OPTION (XP, RXP, 1XP)

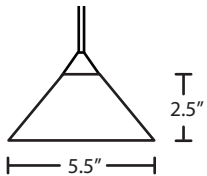
Quick-Connect Jack is compatible with Besa Rail Adapter, or Quick-Connect canopies (order separately).

### METAL FINISH

Glass retainer hardware, sleeve and Quick-Connect Jack and/or canopies are finished in either Bronze or Satin Nickel.

### LABELS

UL or ETL Listed. Suitable for Damp Locations (interior use only).



KONA SHOWN IN BICOLOR (117691) & SUNSET (117681)

117607  
WHITE



117652  
MARBLE



282453  
WHITE STARPOINT



282484  
BLUE STARPOINT



282490  
MANGO STARPOINT



550493  
DICRO SWIRL



### Project Information:

**For ordering information, see next page**

All dimensions provided are nominal. Allowance must be made for dimensional tolerance in handcrafted glasses.

REV 1/17



### ORDERING:

CONNECTION	GLASS OPTIONS	LAMP OPTIONS	METAL FINISH	OPTIONS
Quick-Connect	<b>117607</b> White	(blank) 50W Hal	<b>BR</b> Bronze	<b>L</b> 15' cord
<b>XP</b> Jack Only	<b>117652</b> Marble	<b>LED*</b> 6W LED	<b>SN</b> Satin Nickel	
<b>RXP</b> Rail-Ready	<b>117681</b> Sunset			
<b>1XP</b> Flat Canopy	<b>117691</b> Bi-Color	* LED option is for X, 1XC or 1XT fixtures ONLY.		
	<b>282453</b> White Starpoint			
Pendant Fixtures	<b>282484</b> Blue Starpoint			
<b>1XC</b> Dome Canopy	<b>282490</b> Mango Starpoint			
<b>1XT</b> Flat Canopy	<b>550493</b> Dicro Swirl			

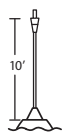
Multi light  
**X** For Multi light Canopy

Multi light available  
See options on right

**Ex. 1XT-117691-SN**  
Kona Mini Pendant w/ Bi-color Glass, Satin Nickel Finish

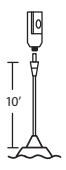
### QUICK-CONNECT OPTIONS:

#### XP PENDANT ELEMENT ONLY



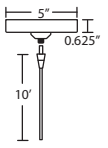
- Pendant Shade and Cord/Socket Set
- 10' Field-adjustable braided coaxial-type cord with a teflon jacket (clear or bronze tint coordinates with metal finish)
- Quick-Connect Jack provided
- Compatible with Besa Canopies and Rail Adapter
- Bronze or Satin Nickel metal finishes

#### RXP PENDANT + RAIL ADAPTER



- READY FOR RAIL**
- Pendant Shade and Cord/Socket Set, plus Rail Adapter
  - 10' Field-adjustable braided coaxial-type cord with a teflon jacket (clear or bronze tint coordinates with metal finish)
  - Quick-Connect Jack provided
  - Compatible with Besa Monorail System
  - Bronze or Satin Nickel metal finishes

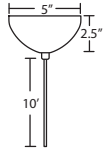
#### 1XP PENDANT + MONOPOINT FLAT CANOPY



- Pendant Shade and Cord/Socket Set, plus Flat Canopy
- 1x electronic 60W dimmable transformer, fits partially in junction box
- 10' Field-adjustable braided coaxial-type cord with a teflon jacket (clear or bronze tint coordinates with metal finish)
- Quick-Connect Jack provided
- Integral Quick-Connect adapter
- Bronze or Satin Nickel metal finishes

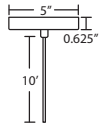
### FIXED PENDANT OPTIONS:

#### 1XC 1 LIGHT PENDANT, DOME CANOPY



- NO CORD CUTTING REQUIRED**
- Suitable for use on sloped ceilings
  - 1x electronic 60W dimmable 120V transformer
  - Installs to standard 4" octagonal junction box
  - Bronze or Satin Nickel metal finishes

#### 1XT 1 LIGHT PENDANT, FLAT CANOPY



- Suitable for use on sloped ceilings
- 1x electronic 60W dimmable 120V transformer, fits partially in junction box
- Installs to standard 4" octagonal junction box
- Bronze or Satin Nickel metal finishes

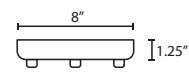
#### X 1 LIGHT PENDANT FOR MULTIPOINT CANOPIES



- Suitable for use on sloped ceilings
- 1x electronic 60W dimmable 120V transformer, fits partially in junction box
- Installs to standard 4" octagonal junction box
- Bronze or Satin Nickel metal finishes

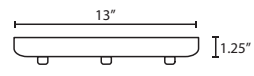
### MULTIPOINT CANOPY OPTIONS:

#### T23X 3 LIGHT ROUND CANOPY



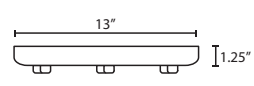
- Suitable for sloped ceilings
- Bronze or Satin Nickel
- 10" Dia. shades MAX, with staggered heights

#### T23XL 3 LIGHT LARGE ROUND CANOPY



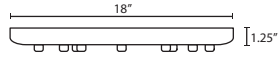
- Suitable for sloped ceilings
- Bronze or Satin Nickel
- 16" Dia. shades MAX, with staggered heights

#### T26X 6 LIGHT ROUND CANOPY



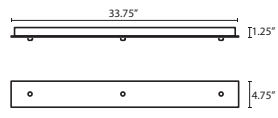
- Suitable for sloped ceilings
- Bronze or Satin Nickel
- 10" Dia. shades MAX, with staggered heights

#### T29X 9 LIGHT ROUND CANOPY



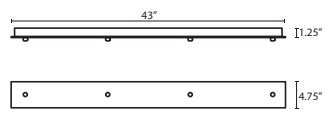
- Suitable for sloped ceilings
- Bronze or Satin Nickel
- 10" Dia. shades MAX, with staggered heights

#### T23V 3 LIGHT BAR CANOPY



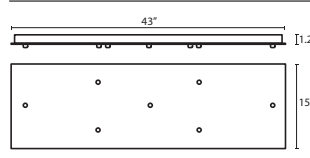
- Suitable for sloped ceilings
- Bronze or Satin Nickel
- 20" Dia. shades MAX, with staggered heights

#### T24V 4 LIGHT BAR CANOPY



- Suitable for sloped ceilings
- Bronze or Satin Nickel
- 20" Dia. shades MAX, with staggered heights

#### T27V 7 LIGHT BAR CANOPY



- Suitable for sloped ceilings
- Bronze or Satin Nickel
- 14" Dia. shades MAX, with staggered heights

### HOW TO ORDER A MULTILIGHT FIXTURE

Order your canopy with the selected 12V multi light pendants (indicated by "X" prefix) for the complete fixture:

- Example: 1x T23XL-SN (3 Light Large Round Canopy)**
- 1x X-719819-SN (Karli Pendant in Carrera)**
  - 1x X-7198HN-SN (Karli Pendant in Honey)**
  - 1x X-719841-SN (Karli Pendant in Garnet)**

### CORD LENGTH OPTIONS:

**15Ft. CORD LENGTH:**  
For longer 15' cord, add an "L" to the end of the item number, i.e. 1XP-174352-SNL.