

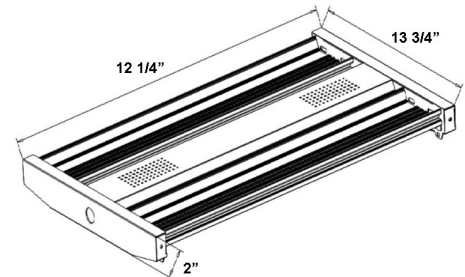
LLHB4 SERIES Industrial Lighting

LLHB4-50W-40K-D-SR
LLHB4-50W-50K-D-SR
SPEC SERIES 4TH GENERATION OF LINEAR HIGH BAYS - SENSOR READY

WESTGATE
THE FUTURE IS HERE...AND IT'S QUITE BRIGHT!



Customer Name: _____
Project Name: _____
Note: _____ | Type: _____



12 1/4" (L) X 13 3/4" (W) X 2" (H)

Ideal for replacement of conventional lighting systems such as HID and fluorescent. Applications include manufacturing warehousing and other large indoor spaces with mounting heights from 10ft. to 40ft. the fixture can be surface mounted also.

Features

- High quality LED Chips To Provide High Efficiency, Heat Dissipation
- Stability, and Lumen Maintenance.
- Polycarbonate Lens, High Flame Retardant Point
- Pre-installed single-pin Audio Jack Socket for Motion Sensors; See Accessories
- 50,000 Hours Rated Life
- 5-Year Warranty

Technical Specifications

Electrical:

- Voltage: 120~277VAC/50~60 Hz
- Wattage: 50W
- Power Factor: >0.95
- Efficacy: 155 LPW

Mechanical:

- Pre-installed single-pin Audio Jack Socket for Motion Sensors; See Accessories
- Surge Protector
- Steel Housing
- Steel Thickness: 24 Gauge
- V-Hooks
- Unprecedented Quality.
- Aluminum LED board
- Operating Temperature: -4°F ~ 113°F
- Suitable For Damp Locations

Lighting:

- Dimming: 0~10V dimmable
- Lens: Polycarbonate Lens
- Total Lumens: 7750LM (Per industry standards, Lumens are Reported Without Frosted Lens)
- Color temperatures: 4000K and 5000K
- Color rendering Index: >80
- Wide Beam Angle
- LED SMD Type: Edison 2835

Applications:

- Warehouse
- Manufacturing Plants Distribution Centers
- Industrial Commercial
- Grocery Stores Gymnasiums

Other Models:

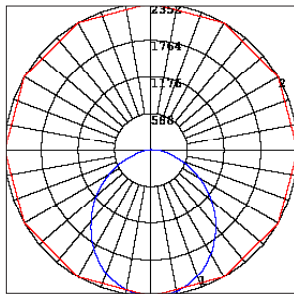
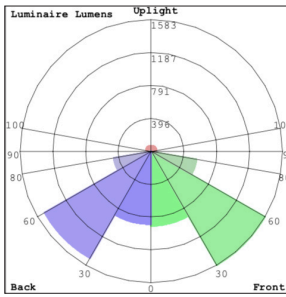
- 100W | 15500LM | LLHB4-100W-40K-D
- 150W | 23250LM | LLHB4-150W-40K-D
- 200W | 31000LM | LLHB4-200W-40K-D
- 300W | 46500LM | LLHB4-300W-40K-D
- 100W | 15500LM | LLHB4-100W-50K-D
- 150W | 23250LM | LLHB4-150W-50K-D
- 200W | 31000LM | LLHB4-200W-50K-D
- 300W | 46500LM | LLHB4-300W-50K-D



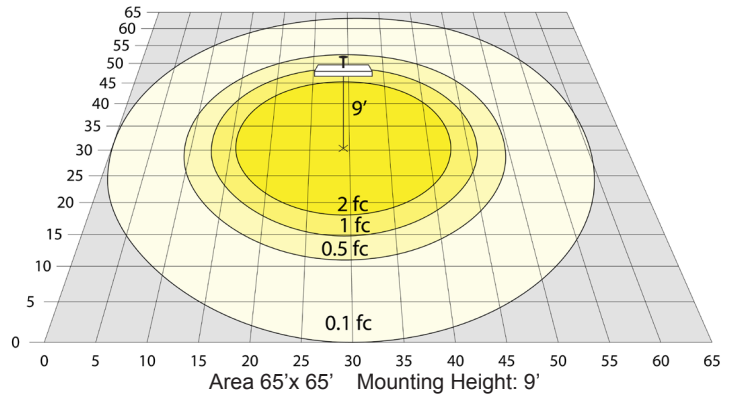
Phone: (877) 805-2252 | Fax: (877) 805-2252
www.westgatemfg.com



Photometrics: LLHB4-50W-D



BUG Rating: B2-U3-G1



Other Views:



Front View



Side View



Back View

Performance Table: LLHB4-50W-D-SR

MODEL NO.	Wattage	Voltage	Lumens	Color Temp.	BUG Rating	LPW
LLHB4-50W-40K-D-SR	50W	120~277V	7750LM	4000K	B2-U3-G1	155
LLHB4-50W-50K-D-SR				5000K		

Sample Ordering

Model Wattage Color Temp. Dimming Sensor

LLHB4 - 50W - [] - D - SR

40K = 4000K
50K = 5000K

Accessory Options

[]

SCL-GSY10 = HEAVY-DUTY ADJUSTABLE 10FT. 1/16" SUSPENSION KIT WITH Y-CONNECTOR & LOOP GRIPPER & HOOKS
SCL-GSY20 = HEAVY-DUTY ADJUSTABLE 20FT. 1/16" SUSPENSION KIT WITH Y-CONNECTOR & LOOP GRIPPER & HOOKS
LLHB4-RODKIT = OPTIONAL ROD KIT, 3-1/4" DIA. X 40" H
LLHB4-SMK = SURFACE MOUNTING OPTION
OPT-LLHB-ULM-2FT-20W = 2FT UPLIGHT MODULE, 20W 150W & ABOVE
OPT-LLHB-ULM-2FT-40W = 2FT UPLIGHT MODULE, 40W 150W & ABOVE

Factory-Installed Options

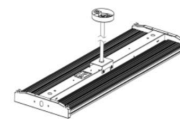
[]

Blank = No Option
WEC-3PR-78-AJ-WH =PIR SENSOR 1-PIN AUDIO JACK CONTACT 600W 40FT 120-277V 0-10V BI-LEVEL & RC (OPTIONAL RC WEC-3RC)
WEC-3PBT-78-AJ-WH =PIR SENSOR 1-PIN AUDIO JACK CONTACT 600W 40FT 120-277V 0-10V BI-LEVEL BLUETOOTH APP READY
OPT-EM-HB4EXT = EXTERNAL EMERGENCY BATTERY BACKUP
OPT-FWH-63 = 6FT 3-WIRE WHIP
OPT-FWH-65 = 6FT 5-WIRE WHIP
OPT-FWH-66 = 6FT 6-WIRE WHIP
OPT-HBC-125TL-WH = 8FT, 15A, 125V,WHITE
OPT-HBC-277TL-WH = 8FT, 15A, 277V,WHITE
OPT-HBC-125SB-WH = 10FT, 15A, 125V,18/3STR,WHT

OPTIONAL ACCESSORIES



SCL-GSY10
SCL-GSY20



LLHB4-RODKIT
(Fixture Shown with LLHB4-RODKIT)



LLHB4-SMK
(Fixture Shown with LLHB4-SMK)

EMERGENCY BATTERY BACKUP AND SENSOR OPTIONS



OPT-EM-HB4EXT



WEC-3PR-78-AJ-WH

